


Single



Double

## Offset Pole Band

- Offset Pole Bands are used for dead-ending, guying, and mounting secondary racks on metal poles, pipe masts, or conduit.
- Each Pole Band Assembly contains two  $\frac{1}{4}$ " x  $1\frac{1}{2}$ " stamped brackets, two  $\frac{1}{2}$ " x 2" Carriage Bolts with Regular Square Nuts for clamping brackets together, and (one or two)  $\frac{3}{8}$ " x 2" Carriage Bolts with Regular Square Nuts for attaching racks.
- All components are hot dip galvanized to meet ASTM Specification A153 Class C.

### Single Offset Pole Band

PART NUMBER	POLE DIAMETER RANGE	STD PKG
1118	4 $\frac{1}{2}$ " to 5"	20
1113	6" to 6 $\frac{3}{4}$ "	15
1117	7" to 7 $\frac{3}{4}$ "	10
1114	8" to 8 $\frac{3}{4}$ "	10

### Double Offset Pole Band

PART NUMBER	POLE DIAMETER RANGE	STD PKG
1111	6" to 6 $\frac{3}{4}$ "	10
1116	7" to 7 $\frac{3}{4}$ "	10
1112	8" to 8 $\frac{3}{4}$ "	10




## Adjustable Pole Band

- Adjustable Pole Bands provide attachment points for guys and suspension insulators.
- Each Adjustable Pole Band Assembly contains four  $\frac{1}{4}$ " x 4" stampings, four  $\frac{3}{4}$ " threaded studs, and sixteen  $\frac{3}{4}$ " Regular Square Nuts.
- Each stamping has a  $\frac{9}{16}$ " square hole.
- All components are hot dip galvanized to meet ASTM Specification A153 Class C.

PART NUMBER	POLE DIAMETER RANGE	STD PKG
3108	7" to 9 $\frac{1}{2}$ "	2
3109	9 $\frac{1}{2}$ " to 13 $\frac{1}{2}$ "	2
3110	8" to 11"	2
3111	12" to 16"	2

## Pole Stubbing Band and Saddle

- Used for stubbing two poles together.
- Large Bands are 8' long and 2½" wide. Small Bands are 6' long and 2¼" wide. The bands have numerous 9/16" mounting holes to accommodate thru bolts.
- Saddles have four mounting holes for lag screws.
- Saddles are comprised of two welded half-moon shaped stampings that provides separation between the poles to allow ventilation and prevent rolling or slipping.
- The Saddle is hot dip galvanized to meet ASTM Specification A153 Class C.



Saddle



Band

PART NUMBER	DESCRIPTION	STD PKG
7001	2½" x 8' Stubbing Band	2
7002	Large Stubbing Saddle	2
7003	2¼" x 6' Stubbing Band	2
7005	Small Stubbing Saddle	2

## Square Head Machine Bolt

- Used for fastening poleline hardware to crossarms, poles, and other structures.
- 5/8", ¾", 7/8", and 1" bolts have a formed "cone point" to ease attachment of nut.
- Allied Bolt marking (AB) appears on the head of each bolt.
- Hot dip galvanized to meet ASTM Specification A153, Class C and D.
- Supplied with attached square nut unless noted otherwise.
- Minimum tensile strength: 3/8" - 4,650 lbf., 1/2" - 8,500 lbf., 5/8" - 13,550 lbf., ¾" - 20,050 lbf., 7/8" - 27,700 lbf., 1" - 36,350 lbf.
- Manufactured in Canada.



PART NUMBER	SIZE	THREAD LENGTH (min.)	STD PKG
648	1/4" x 1"	1"	100
647	3/8" x 1"	1"	100
646	3/8" x 1¼"	1¼"	100
649	3/8" x 1½"	1½"	50
650	3/8" x 2"	2"	50
651	3/8" x 2½"	2½"	50
652	3/8" x 3"	3"	50
8211	3/8" x 4"	3 <sup>11/16</sup> "	100
661	3/8" x 4½"	3"	50
8212	3/8" x 5"	4 <sup>11/16</sup> "	100
8213	3/8" x 5½"	5 <sup>3/16</sup> "	100
6660	3/8" x 6"	3"	100
8216	3/8" x 7"	4"	100
236	1/2" x 1"	1"	100
8202	1/2" x 1¼"	1¼"	100
8920	1/2" x 1½"	1½"	100
251	1/2" x 1¾"	1¾"	100
10035	1/2" x 2"	2"	100
8203*	1/2" x 2½"	2½"	100
8239	1/2" x 2½"	2½"	100
10036	1/2" x 3"	2 <sup>5/8</sup> "	100
10037	1/2" x 4"	3 <sup>5/8</sup> "	100
8208	1/2" x 4½"	4½"	100
10038	1/2" x 5"	4 <sup>5/8</sup> "	100
8209	1/2" x 6"	6"	100
7930	1/2" x 7"	4"	100
8110	1/2" x 8"	6"	100
8922	1/2" x 9"	4"	50
8111	1/2" x 10"	6"	100
8112	1/2" x 12"	6"	50

\* Does Not Include Square Nut

## Square Head Machine Bolt (continued)

PART NUMBER	SIZE	THREAD LENGTH (min.)	STD PKG
8210	1/2" x 14"	6"	25
8924	1/2" x 16"	6"	25
8925	1/2" x 18"	6"	25
8927	1/2" x 20"	6"	20
8932	1/2" x 22"	6"	20
8934	1/2" x 24"	6"	10
8120	5/8" x 1 1/4"	1 1/4"	100
8121	5/8" x 1 1/2"	1 1/2"	100
8119	5/8" x 1 3/4"	1 3/4"	100
8122	5/8" x 2"	2"	100
8123	5/8" x 2 1/2"	2 1/8"	100
8124	5/8" x 3"	2 5/8"	50
8118	5/8" x 3 1/2"	3 1/2"	50
8125	5/8" x 4"	3 5/8"	100
8127	5/8" x 4 1/2"	4 1/2"	50
8126	5/8" x 5"	4 5/8"	20
8204	5/8" x 5 1/2"	5 1/8"	100
8214	5/8" x 6"	6"	50
8215	5/8" x 7"	6"	50
8220	5/8" x 8"	6"	20
8926	5/8" x 9"	6"	20
8222	5/8" x 10"	6"	20
8224	5/8" x 12"	6"	20
8226	5/8" x 14"	6"	20
8228	5/8" x 16"	6"	20
8230	5/8" x 18"	6"	10
8232	5/8" x 20"	6"	10
8234	5/8" x 22"	6"	10
8236	5/8" x 24"	6"	10
10048	5/8" x 26"	6"	10
8237	5/8" x 28"	6"	10
8235	5/8" x 30"	6"	5
8928	5/8" x 32"	6"	5
8929	5/8" x 34"	6"	5
8931	5/8" x 36"	6"	5
8150	3/4" x 2"	2"	100
8151	3/4" x 3"	2 5/8"	100
8152	3/4" x 4"	3 5/8"	100
8153	3/4" x 6"	6"	100
8154	3/4" x 7"	6"	50
8238	3/4" x 8"	6"	25
8240	3/4" x 10"	6"	25
8242	3/4" x 12"	6"	25
8244	3/4" x 14"	6"	20
8246	3/4" x 16"	6"	20
8248	3/4" x 18"	6"	20
8250	3/4" x 20"	6"	10
8252	3/4" x 22"	6"	10
8254	3/4" x 24"	6"	10
8255	3/4" x 26"	6"	5
8259	3/4" x 28"	6"	15
8930	3/4" x 30"	6"	5
82623	3/4" x 32"	6"	5
82624	3/4" x 34"	6"	5
82625	3/4" x 36"	6"	5
82410	7/8" x 3"	2"	50
8970	7/8" x 12"	6"	5
8971	7/8" x 14"	6"	10
8972	7/8" x 16"	6"	5
8256	7/8" x 18"	6"	5
8257	7/8" x 20"	6"	5
8973	7/8" x 22"	6"	5
8606	7/8" x 24"	6"	10

**Square Head Machine Bolt** (continued)


PART NUMBER	SIZE	THREAD LENGTH (min.)	STD PKG
8607	7/8" x 26"	6"	5
8608	7/8" x 28"	6"	5
8609	7/8" x 30"	6"	5
8610	7/8" x 32"	6"	5
8611	7/8" x 34"	6"	5
8612	7/8" x 36"	6"	5
8620	7/8" x 38"	6"	5
8292	1" x 12"	6"	5
8293	1" x 14"	6"	5
8294	1" x 16"	6"	5
8297	1" x 18"	6"	5
8295	1" x 20"	6"	5
8298	1" x 22"	6"	5
8299	1" x 24"	6"	5
82995	1" x 26"	6"	5
82994	1" x 28"	6"	5
82996	1" x 30"	6"	5
82999	1" x 32"	6"	5
83000	1" x 34"	6"	5
83001	1" x 36"	6"	5

**A Cable Suspension Bolt**

- Used to secure cable suspension clamps and other poleline brackets and clamps.
- Each square head bolt is supplied with two attached regular square nuts.
- Bolt provided with cone point to ease starting.
- Allied Bolt marking (AB) and tensile load designation mark (i.e.: 10M, 16M, 25M) appear on head of each bolt.
- A minimum of six inches of thread per bolt.
- Hot dip galvanized to meet ASTM Specification A153, Class C.
- Minimum tensile strength: 5/8" – 13,550 lbf., 3/4" – 20,050 lbf., 1" – 36,350 lbf.
- Manufactured in Canada.




PART NUMBER	SIZE	THREAD LENGTH (min.)	BELL NUMBER	STD PKG
8280	5/8" x 8"	6"	400013645	50
8281	5/8" x 10"	6"	400013652	50
8282	5/8" x 12"	6"	400013660	40
8283	5/8" x 14"	6"	400013678	40
8284	5/8" x 16"	6"	400013686	30
8285	5/8" x 18"	6"	400013694	25
8286	5/8" x 20"	6"	400013702	10
8287	5/8" x 22"	6"	400013710	10
8288	5/8" x 24"	6"	400314274	10
8289	5/8" x 26"	6"		5
8300	3/4" x 10"	6"		25
8301	3/4" x 12"	6"	400013736	25
8302	3/4" x 14"	6"	400013744	25
8304	3/4" x 16"	6"	400013751	25
8305	3/4" x 18"	6"	400013769	20
8315	3/4" x 22"	6"		5
8307	3/4" x 24"	6"		5
8160	1" x 12"	6"		10
8161	1" x 14"	6"		10
8162	1" x 16"	6"		5



## B Cable Suspension Bolt

- Used to secure two cable suspension clamps at opposite sides of utility pole.
- Each threaded bolt is supplied with four attached regular square nuts.
- Bolt provided with cone point at each end to ease starting.
- Hot dip galvanized to meet ASTM Specification A153, Class C.
- Allied Bolt marking (AB) and tensile load designation mark (i.e.: 10M, 16M, 25M) appear on unthreaded portion of each bolt.
- Minimum tensile strength:  
 $\frac{5}{8}$ " - 13,550 lbf.,  $\frac{3}{4}$ " - 20,050 lbf.
- Manufactured in the United States.

PART NUMBER	SIZE	UNTHREADED SECTION	BELL NUMBER	STD PKG
8260	$\frac{5}{8}$ " x 10"	4"	400013777	50
8261	$\frac{5}{8}$ " x 12"	4"	400013785	40
8262	$\frac{5}{8}$ " x 14"	2"	400013793	30
8263	$\frac{5}{8}$ " x 16"	4"	400013801	25
8264	$\frac{5}{8}$ " x 18"	6"	400013819	25
8271	$\frac{5}{8}$ " x 20"	6"	400013827	10
8272	$\frac{5}{8}$ " x 22"	6"	400013835	10
8273	$\frac{5}{8}$ " x 24"	6"		10
8274	$\frac{5}{8}$ " x 25"	6"		5
8275	$\frac{5}{8}$ " x 28"	6"		5
8276	$\frac{5}{8}$ " x 30"	6"		5
8320	$\frac{3}{4}$ " x 10"	4"		25
8321	$\frac{3}{4}$ " x 12"	4"	400013850	25
8322	$\frac{3}{4}$ " x 14"	2"	400013868	25
8323	$\frac{3}{4}$ " x 16"	4"	400013876	20
8324	$\frac{3}{4}$ " x 18"	6"	400013884	10
8325	$\frac{3}{4}$ " x 20"	6"	400013892	5
8326	$\frac{3}{4}$ " x 22"	6"		5
8327	$\frac{3}{4}$ " x 24"	6"		5
8328	$\frac{3}{4}$ " x 26"	6"		5
8329	$\frac{3}{4}$ " x 28"	6"		5
8332	$\frac{3}{4}$ " x 30"	6"		5



## Double Arming Bolt


- Used to secure two cable suspension clamps or other attachments on opposite sides of utility pole.
- Each Double Arming Bolt is supplied with four attached square nuts.
- Bolt provided with cone point at each end to ease starting.
- Hot dip galvanized to meet ASTM Specification A153, Class C.
- Minimum tensile strength:  
 $\frac{5}{8}$ " - 13,550 lbf.,  $\frac{3}{4}$ " - 20,050 lbf.,  
 $\frac{7}{8}$ " - 27,700 lbf.
- Manufactured in the United States.

PART NUMBER	SIZE	STD PKG
59750	$\frac{3}{8}$ " x 8"	25
59755	$\frac{1}{2}$ " x 18"	25
5950	$\frac{5}{8}$ " x 10"	25
5952	$\frac{5}{8}$ " x 12"	25
5954	$\frac{5}{8}$ " x 14"	25
5956	$\frac{5}{8}$ " x 16"	25
5958	$\frac{5}{8}$ " x 18"	25
5960	$\frac{5}{8}$ " x 20"	25
5962	$\frac{5}{8}$ " x 22"	25
5964	$\frac{5}{8}$ " x 24"	25

**Double Arming Bolt** (continued)

PART NUMBER	SIZE	STD PKG
5966	5/8" x 26"	20
5968	5/8" x 28"	20
5970	5/8" x 30"	5
5972	5/8" x 32"	10
5974	5/8" x 34"	20
5976	5/8" x 36"	20
6009	5/8" x 40"	5
6705	5/8" x 42"	10
6706	5/8" x 44"	5
6707	5/8" x 46"	10
6105	5/8" x 48"	10
59780	3/4" x 6"	25
5975	3/4" x 8"	25
5977	3/4" x 10"	20
5978	3/4" x 12"	25
5980	3/4" x 14"	25
5982	3/4" x 16"	25
5984	3/4" x 18"	20
5986	3/4" x 20"	5
5988	3/4" x 22"	5
5990	3/4" x 24"	15
5992	3/4" x 26"	15
5994	3/4" x 28"	15
5996	3/4" x 30"	10
5997	3/4" x 32"	10
5998	3/4" x 34"	10
5999	3/4" x 36"	10
6700	3/4" x 38"	10
6702	3/4" x 40"	5
6104	3/4" x 42"	5
6108	3/4" x 46"	5
6710	7/8" x 12"	25
6711	7/8" x 14"	25
6712	7/8" x 16"	20
6713	7/8" x 18"	20
6714	7/8" x 20"	20
6715	7/8" x 22"	20
6716	7/8" x 24"	20
6717	7/8" x 26"	20
6718	7/8" x 28"	20
6719	7/8" x 30"	20
6720	7/8" x 32"	10
6721	7/8" x 34"	10
6722	7/8" x 36"	20
6750	1" x 12"	20
6751	1" x 14"	20
6752	1" x 16"	20
6753	1" x 18"	10
6754	1" x 20"	10
6755	1" x 22"	10
6756	1" x 24"	10
6757	1" x 26"	10
6758	1" x 28"	10
6759	1" x 30"	10
6760	1" x 32"	10

**POLELINE HARDWARE**



Single



Double

## Spool Bolt


- Spool Bolts are used in conjunction with spool insulators for side of pole installation.
- Double Upset Spool Bolts provide a 1<sup>5</sup>/<sub>8</sub>" offset from pole.
- Spool Bolts are equipped with a <sup>5</sup>/<sub>8</sub>" Round Washer, <sup>5</sup>/<sub>8</sub>" Regular Square Nut, and a Cotter Pin on one side. The other side is equipped with a <sup>5</sup>/<sub>8</sub>" Concave Locknut and Regular Square Nut.
- All components are hot dip galvanized to meet ASTM Specification A153 Class C.

### Single Upset Spool Bolt

PART NUMBER	LENGTH	THREAD LENGTH	STD PKG
1712	13 <sup>1</sup> / <sub>2</sub> "	4"	20
1713	14 <sup>1</sup> / <sub>2</sub> "	4"	20
1714	16 <sup>1</sup> / <sub>2</sub> "	6"	20
1715	18 <sup>1</sup> / <sub>2</sub> "	6"	10

### Double Upset Spool Bolt

PART NUMBER	LENGTH	THREAD LENGTH	STD PKG
1716	15"	4"	20
1717	16"	4"	20
1718	18"	6"	10



## A325-1 Double Arming Bolt with A563-DH Heavy Hex Structural Nuts

- Assemblies are commonly used in structural steel joints during heavy construction.
- Bolts and nuts are heat treated to have a Rockwell Hardness ranging between C24-38.
- Minimum tensile strength: <sup>1</sup>/<sub>2</sub>" - 17,050 lbf., <sup>5</sup>/<sub>8</sub>" - 27,100 lbf., <sup>3</sup>/<sub>4</sub>" - 40,100 lbf., <sup>7</sup>/<sub>8</sub>" - 55,450 lbf.
- Bolts and Nuts are hot dip galvanized to meet ASTM Specification A153 Class C and D.

PART NUMBER	SIZE	STD PKG
7920	1/2" x 8"	25
7921	1/2" x 10"	25
7922	1/2" x 12"	25
7923	1/2" x 14"	25
7924	1/2" x 16"	25
7925	1/2" x 18"	25
7926	1/2" x 20"	20
7927	5/8" x 6"	50
7928	5/8" x 8"	25
7929	5/8" x 10"	25
7931	5/8" x 12"	20
7932	5/8" x 14"	20
7933	5/8" x 16"	20
7934	5/8" x 18"	20
7935	5/8" x 20"	10
7936	5/8" x 22"	10

**A325-1 Double Arming bolt with A563-DH Heavy Hex Structural Nuts**  
(continued)

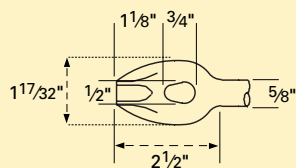
PART NUMBER	SIZE	STD PKG
7937	5/8" x 24"	10
7938	5/8" x 26"	10
7939	5/8" x 28"	10
7942	5/8" x 30"	10
7943	5/8" x 32"	10
7944	5/8" x 34"	10
7945	5/8" x 36"	10
7946	3/4" x 6"	25
7947	3/4" x 8"	10
7948	3/4" x 10"	10
7949	3/4" x 12"	10
7950	3/4" x 14"	10
7951	3/4" x 16"	10
7952	3/4" x 18"	10
7953	3/4" x 20"	10
7954	3/4" x 22"	10
7959	3/4" x 24"	5
8500013	3/4" x 26"	5
8500014	3/4" x 28"	5
8500015	3/4" x 30"	5
8500016	3/4" x 32"	5
8500018	3/4" x 36"	5
7966	7/8" x 8"	10
7967	7/8" x 10"	10
7968	7/8" x 12"	10
7969	7/8" x 14"	10
7970	7/8" x 16"	10
7971	7/8" x 18"	10
7972	7/8" x 20"	10
7973	7/8" x 22"	10
7974	7/8" x 24"	10
8400012	7/8" x 26"	5
8400013	7/8" x 28"	5
8400014	7/8" x 30"	5
8400015	7/8" x 32"	5
7979	7/8" x 34"	5
7980	7/8" x 36"	5
7981	1" x 10"	5
7982	1" x 12"	5
7983	1" x 14"	5
7984	1" x 16"	5
7985	1" x 18"	5
7986	1" x 20"	5
7987	1" x 22"	5
7988	1" x 24"	5
7989	1" x 26"	5
7991	1" x 30"	5
8600012	1" x 32"	5
7993	1" x 34"	5
8600010	1" x 36"	5
8600013	1" x 48"	5
8610013	1 1/4" x 42"	5

**POLELINE HARDWARE**

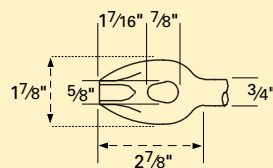


## Forged Guy Bolt

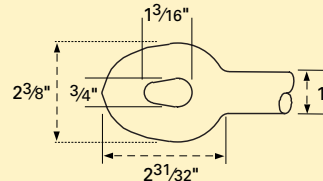
- Used for dead-ending and attaching guy wires to poles and crossarms.
- Forged in two (2) styles: Straight and 45° Bent.
- Supplied with a cone point to ease assembly with nut.
- Supplied with an attached square nut.
- Hot dip galvanized to meet ASTM Specifications A153, Class C.



5/8" Guy Bolt



3/4" Guy Bolt



1" Guy Bolt

### Straight

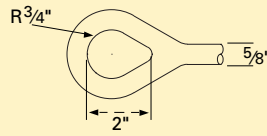
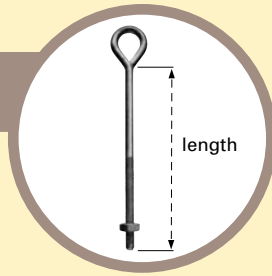
PART NUMBER	SIZE	THREAD LENGTH	BELL NUMBER	STD PKG
5804	5/8" x 8"	4"		25
5805	5/8" x 10"	4"	400013272	20
5806	5/8" x 12"	6"	400013280	10
5807	5/8" x 14"	6"	400013298	10
5808	5/8" x 16"	6"	400013306	10
5809	5/8" x 18"	6"	400013314	20
5852	5/8" x 20"	6"		10
5857	3/4" x 10"	4"		10
5814	3/4" x 12"	6"	400013330	10
5813	3/4" x 14"	6"	400013348	10
5812	3/4" x 16"	6"		10
5858	3/4" x 18"	6"		10
5859	3/4" x 20"	6"		5

### Angled (Bent)

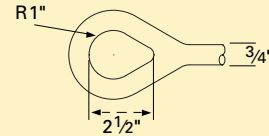
PART NUMBER	SIZE	THREAD LENGTH	BELL NUMBER	STD PKG
5831	5/8" x 8"	4"		20
5832	5/8" x 10"	4"	400012795	20
5834	5/8" x 12"	6"	400012803	10
5836	5/8" x 14"	6"	400012811	10
5838	5/8" x 16"	6"	400012829	10
5839	5/8" x 18"	6"		10
5860	5/8" x 20"	6"		5
5824	3/4" x 10"	4"		10
5825	3/4" x 12"	6"	400012852	10
5826	3/4" x 14"	6"	400012860	10
5815	3/4" x 16"	6"	400012878	5
5816	3/4" x 18"	6"	400012886	5
5817	3/4" x 20"	6"		5
5818	3/4" x 22"	6"		5
5840	1" x 12"	6"	400012902	5
5841	1" x 14"	6"	400012910	5
5842	1" x 16"	6"	400012928	5
5843	1" x 18"	6"	400012936	5

## Oval Eye Bolt

- Used for guying, dead-ending, and attaching clevises, suspension insulators and other poleline hardware.
- Each oval eye bolt is provided with a regular square nut.
- All components are hot dip galvanized to meet ASTM Specification A153, Class C.



5/8" Oval Eye Bolt



3/4" Oval Eye Bolt


PART NUMBER	SIZE	THREAD LENGTH	STD PKG
4101	5/8" x 6"	4"	40
4102	5/8" x 8"	4"	50
4103	5/8" x 10"	6"	35
4104	5/8" x 12"	6"	35
4105	5/8" x 14"	6"	20
4106	5/8" x 16"	6"	25
4107	5/8" x 18"	6"	25
4108	5/8" x 20"	6"	25
4112	3/4" x 8"	4"	25
4113	3/4" x 10"	6"	25
4114	3/4" x 12"	6"	25
4115	3/4" x 14"	6"	25
4116	3/4" x 16"	6"	20
4117	3/4" x 18"	6"	25

## Double Arming Oval Eye Bolt

- Used for dead-ending and overhead guying on one end of utility pole, and as a double arming bolt on the other end.
- Each Double Arming Oval Eye Bolt is provided with three regular square nuts.
- All components are hot dip galvanized to meet ASTM Specification A153, Class C.



PART NUMBER	SIZE	THREAD LENGTH	STD PKG
6900	5/8" x 14"	12"	20
6902	5/8" x 16"	14"	20
6904	5/8" x 18"	16"	20
6906	5/8" x 20"	18"	15
6908	5/8" x 22"	20"	15
6910	5/8" x 24"	22"	15
6912	3/4" x 14"	12"	15
6914	3/4" x 16"	14"	15
6916	3/4" x 18"	16"	10
6918	3/4" x 20"	18"	10
6920	3/4" x 22"	20"	10
6922	3/4" x 24"	22"	10
6924	3/4" x 26"	24"	10



## Carriage Bolt

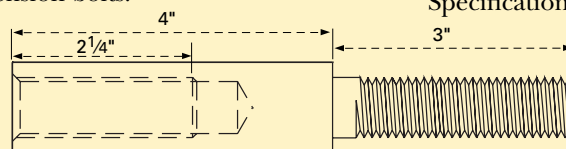
- Designed for use in square holes to keep the bolt from turning as the nut is tightened. Once bolt is inserted in square hole, bolt is tightened without gripping the bolt head.
- Manufactured from Grade 2 Steel.
- Hot dip galvanized to meet ASTM Specification A153, Class C and D.
- Manufactured in Canada.

PART NUMBER	SIZE	THREAD LENGTH	BELL NUMBER	STD PKG
279	3/16" x 1"	1"		100
278	3/16" x 1 1/4"	1 1/4"	400471595	100
282	1/4" x 1 1/2"	1 1/2"		100
268	1/4" x 2"	2"		100
269	1/4" x 2 1/4"	2 1/4"		100
277	1/4" x 2 1/2"	1 1/2"		100
2772	5/16" x 1 1/4"	1 1/4"		100
7004	5/16" x 3"	3"		100
270	3/8" x 2 1/2"	2 1/2"	400124498	100
923	3/8" x 3"	3"		50
926	3/8" x 4"	4"	400012514	100
927	3/8" x 4 1/2"	4 1/2"	400012522	100
925	3/8" x 5"	5"	400494191	250
941	3/8" x 5 1/2"	5 1/2"		50
928	3/8" x 6"	6"	400012530	100
935	3/8" x 7"	7"		100
929	3/8" x 8"	6"	400012448	100
930	3/8" x 10"	6"	400012555	100
931	3/8" x 12"	6"	400012556	100
934	3/8" x 14"	6"	400012571	100
10005	1/2" x 2 1/2"	2 1/2"		50
1499	1/2" x 4"	4"		50
1498	1/2" x 4 1/2"	4 1/2"		100
890	1/2" x 4 3/4"	4 3/4"		50
946	1/2" x 5"	5"		50
1490	1/2" x 5 1/2"	5 1/2"		50
7018	1/2" x 6"	6"	400012597	50
1493	1/2" x 7"	6"		50
1492	1/2" x 8"	6"		50
9360	5/8" x 2 1/2"	2 1/2"		50
936	5/8" x 6"	6"	400012605	50



## Cable Extension Bolt

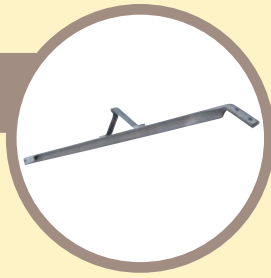
- Used for placement of second cable at the same level and side of a pole as the existing cable.
- Cable Extension Bolts are designed to attach to the threaded ends of suspension bolts.
- Internally threaded section is four inches long.
- External threaded section is three inches long.
- Hot dip galvanized to meet ASTM Specification A153, Class C.



PART NUMBER	DESCRIPTION	BELL NUMBER	STD PKG
2070	S Cable Extension Bolt (5/8"-11)	400776423	50
2071	C Cable Extension Bolt (3/4"-10)	000117820	25
2073	5/8" - 11 x 11" Cable Extension Bolt		25

## Alley Arm Brace

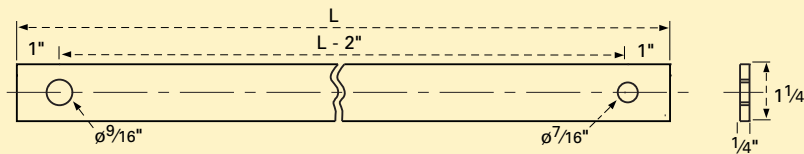

- Used for off-center crossarm mounting when pole is located in close proximity to a building or other obstruction.
- Brace mounts at a 45° angle, providing rigid bracing for line support.
- Brace ends are flattened for pole or crossarm attachment. Alley Arm Braces can be used for right or left support.
- Braces are equipped with a welded linesmen step.
- Braces are formed from 3/16" Angled Steel.
- Braces are hot dip galvanized to meet ASTM Specification A153 Class B3.



PART NUMBER	ANGLE SIZE	LENGTH	MOUNTING HOLE (Crossarm Side)	MOUNTING HOLE (Pole Side)	STD PKG
900031	1 3/4" x 1 3/4" x 3/16"	5'	9/16"	9/16"	1
900032	1 3/4" x 1 3/4" x 3/16"	7'	1 1/16"	9/16"	1
900033	2" x 2" x 3/16"	7'	1 1/16"	9/16"	1

## Crossarm Brace

- Used in pairs as a means of aligning and supporting crossarms.
- Hole centers are 1" from brace ends.
- The diameters of the mounting holes are 7/16" and 9/16".
- Stamped from AISI 1018 Steel.
- Hot dip galvanized to meet ASTM Specification A153, Class B1.
- Manufactured in the United States.



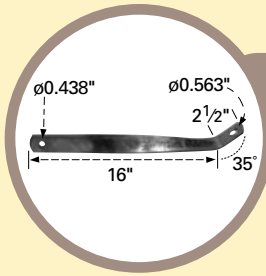
PART NUMBER	DESCRIPTION	DISTANCE BETWEEN MOUNTING HOLES	BELL NUMBER	STD PKG
5092	26" Crossarm Brace	24"		20
5091	28" Crossarm Brace	26"		20
5070	30" Crossarm Brace	28"	400017000	20
5093	32" Crossarm Brace	30"		20

## "V" Crossarm Brace

- One piece brace is used to support heavy crossarms on utility poles.
- Brace is attached to the underside of crossarms using lag screws and is fastened to the pole using a 5/8" Machine Bolt.
- Formed from AISI 1020 Steel.
- Hot dip galvanized to meet ASTM Specification A153 Class B3.




PART NUMBER	SPAN	DROP	STOCK SIZE	STD PKG
8400	37"	12"	1 1/2" x 1 1/2" x 3/16"	1
8405	42"	12"	1 1/2" x 1 1/2" x 3/16"	1
8410	48"	18"	1 1/2" x 1 1/2" x 3/16"	1
8415	60"	18"	1 1/2" x 1 1/2" x 3/16"	1
8420	60"	18"	1 3/4" x 1 3/4" x 3/16"	1
8430	66"	20"	1 3/4" x 1 3/4" x 3/16"	1
8435	72"	22"	1 3/4" x 1 3/4" x 3/16"	1
8440	88"	28"	1 3/4" x 1 3/4" x 3/16"	1



## Guard Arm Brace

- Attaches to one side of the guard arm for additional support at points on the pole where cable or drop wire is suspended.
- A  $\frac{7}{16}$ " screw hole is provided for the guard arm, and a  $\frac{9}{16}$ " screw hole is provided for the pole end.
- Stamped for high strength AISI 1040 Steel.
- Hot dip galvanized to meet ASTM Specification A153 Class B1.
- Manufactured in the United States.

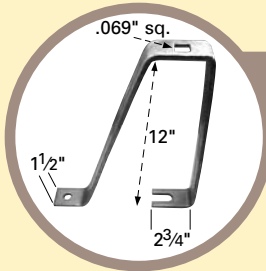
PART NUMBER	DESCRIPTION	STOCK SIZE	STD PKG
5057	Guard Arm Brace	$\frac{1}{4}$ " x $1\frac{1}{4}$ "	25



## B Pole Brace

- Used in aerial construction as a connector between two utility poles where one pole is intended as a brace (support) for the other pole.
- Consists of two galvanized ductile iron plates assembled with a  $\frac{3}{4}$ " x  $5\frac{1}{2}$ " machine bolt/nut, and a cotter pin.
- All components are hot dip galvanized to meet ASTM Specification A153, Class A and C.
- Manufactured in the United States.

PART NUMBER	DESCRIPTION	BELL NUMBER	STD PKG
2090	B Pole Brace	400128633	2



## Aerial Support Bracket

- Provides a mount for three-bolt suspension clamps when running a parallel strand.
- Provides a 12" offset from pole.
- Installed with a  $\frac{1}{2}$ " lag screw.
- Stamped from AISI 1018 Steel.
- Hot dipped galvanized to meet ASTM Specification A153, Class B1.
- Manufactured in the United States.

PART NUMBER	DESCRIPTION	STOCK SIZE	STD PKG
10053	Aerial Support Bracket	.250" x $1\frac{1}{2}$ "	10



## Cable Extension Bracket

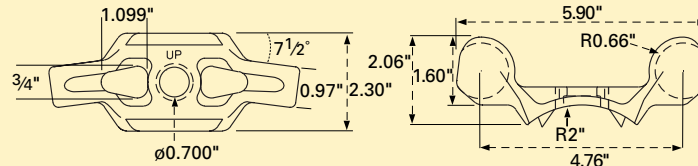
- A steel fixture used where an offset from utility pole is required.
- Brackets are used in conjunction with a straight suspension clamp (Part Number 5080), and a  $\frac{5}{8}$ " Machine Bolt.
- Bracket is mounted with  $\frac{5}{8}$ " or  $\frac{3}{4}$ " machine bolts at the upper position and two  $\frac{1}{2}$ " drive screws at the lower position.
- All components are hot dip galvanized to meet ASTM Specification A153 Class B3.

PART NUMBER	ANGLE SIZE	EXTENSION FROM CENTER OF POLE	BELL NUMBER	STD PKG
1188	3" x $2\frac{1}{2}$ " x $\frac{1}{4}$ "	17 $\frac{1}{2}$ " to 26"	400004156	1
1189	3 $\frac{1}{2}$ " x $2\frac{1}{2}$ " x $\frac{5}{16}$ "	26 $\frac{1}{2}$ " to 44 $\frac{1}{2}$ "	400004149	1

## Corner Attachment Bracket



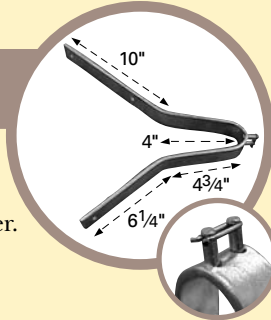
- A pole attachment with center hole that is mounted with a  $\frac{5}{8}$ " suspension bolt to accept guy grips and Strandvises.
- Used for cable runs at angles ranging from  $35^\circ$  to  $60^\circ$ .
- Back of bracket is curved with integral spurs for stability on pole.
- Casted from Ductile Iron for superior strength.
- Hot dip galvanized to meet ASTM Specification A153 Class A.



PART NUMBER	DESCRIPTION	STD PKG
5086	Corner Attachment Bracket	25

## B Wall Bracket Assembly


- Used for placing strand at outside corners on masonry buildings.
- Supplied with two riveted studs and a mating retaining-clip at the end of the bracket to retain the sheathed strand of self-supporting cables.
- The two arms of the bracket are  $6\frac{1}{4}$ " and  $10\frac{1}{8}$ ".
- Bracket provides a 4" offset from wall.
- Mounting holes are  $\frac{7}{16}$ " in diameter.
- Hot dip galvanized to meet ASTM Specification A153, Class B1.
- Manufactured in the United States.



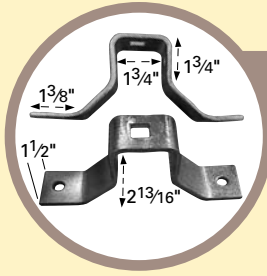
PART NUMBER	DESCRIPTION	SIZE STOCK	BELL NUMBER	STD PKG
851	B Wall Bracket	.250" x $1\frac{1}{2}$ "	400018461	5

## C Wall Bracket Assembly

- Used in lieu of the B Corner Wall Strap for placing strand at outside corners on masonry buildings where the change in direction of the strand, either horizontally or vertically, is greater than  $10^\circ$ .
- Mounting holes accommodate  $\frac{1}{2}$ " bolts.
- Each Assembly is equipped with (1) U Bolt and (2) Hex Nuts.
- Hot dip galvanized to Meet ASTM Specification A 153 Class B1.
- Manufactured in the United States.



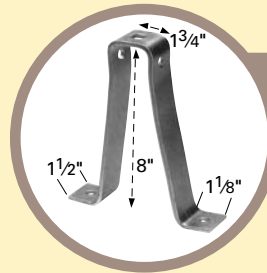
PART NUMBER	DESCRIPTION	STD PKG
1440	C Wall Bracket Assembly	5



### D Wall Bracket

- Used in conjunction with a one-bolt guy clamp for supporting strand on exterior walls where not more than three inches of clearance is required between cable and wall.
- Mounting holes are 7/16" in diameter.
- Bracket is seven inches in overall length.
- Center mounting hole for guy clamps accommodates 1/2" carriage bolt.
- Stamped from AISI 1018 steel.
- Hot dip galvanized to meet ASTM Specification A153, Class B3.
- Manufactured in the United States.

PART NUMBER	DESCRIPTION	SIZE STOCK	BELL NUMBER	STD PKG
842	D Wall Bracket	.187" x 1 1/2"	400018487	10



### E Wall Bracket

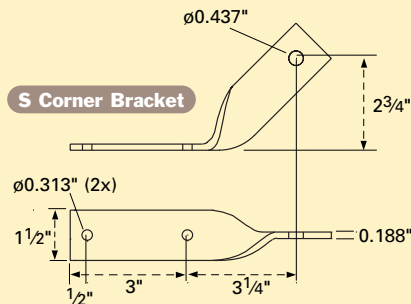
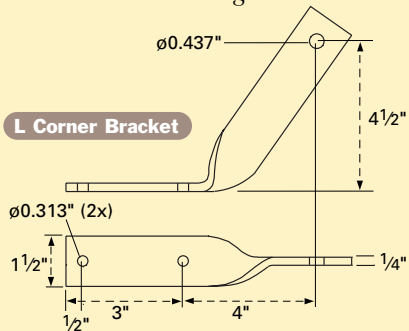
- Used in conjunction with a one-bolt guy clamp for supporting strand on exterior walls where more than 3" of clearance is required between cable and wall. Bracket provides a clearance of 8".
- Mounting holes are 7/16".
- Center square hole for mounting guy clamp accommodates a 1/2" carriage bolt.
- Stamped from AISI 1018 steel.
- Hot dip galvanized to meet ASTM Specification A153, Class B1.
- Manufactured in the United States.

PART NUMBER	DESCRIPTION	SIZE STOCK	BELL NUMBER	STD PKG
863	E Wall Bracket	.187" x 1 1/2"	400018495	30



### L & S Corner Bracket

- Used with a porcelain knob to run telephone service wire around corners of buildings.
- The L Corner Bracket is used at corners where a leader or spout must be cleared by the drop.
- Mounting holes are 5/16" in diameter.
- The S Corner Bracket is used when a corner is free from obstacles.
- Stamped from AISI 1018 Steel.
- Hot dip galvanized to ASTM Specification A153, Class B3.
- Manufactured in the United States.



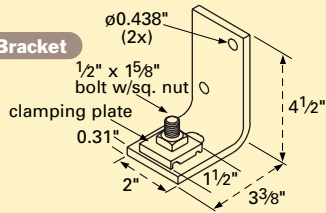
PART NUMBER	DESCRIPTION	SIZE STOCK	BELL NUMBER	STD PKG
883	L Corner Bracket	.250 x 1 1/2"	400017836	50
884	S Corner Bracket	.188 x 1 1/2"	400017844	50

## L & S Wall Bracket

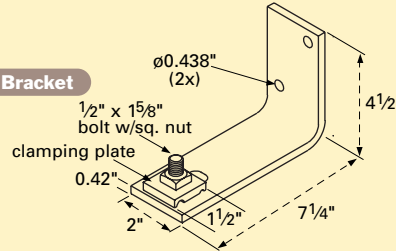
- Used to support strand on interior walls of either frame or masonry construction.
- The L Wall Bracket provides a 5" standoff from wall.
- The S Wall Bracket provides a 2" standoff from wall.
- Each bracket is provided with a 1/2" x 1 5/8" track bolt, 1/2" square nut, and a dual grooved clamping plate.
- Clamping plate has a 1 3/64" and a 3/8" groove.
- Each bracket has two 7/16" mounting holes.
- All components are hot dip galvanized to meet ASTM Specification A153, Class C and B3.
- Manufactured in the United States.



S Wall Bracket



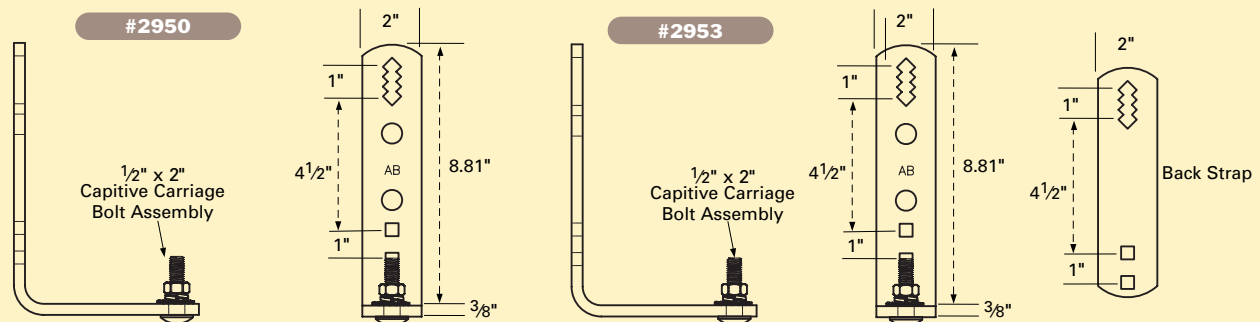
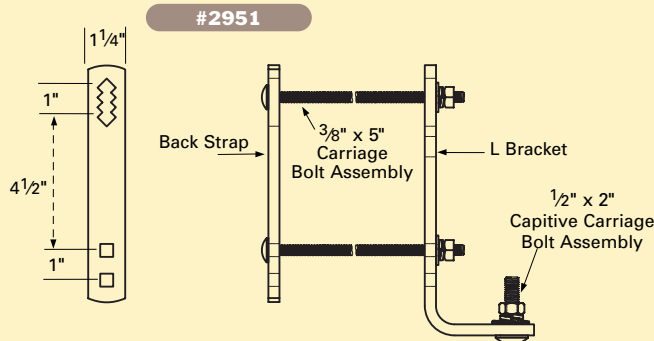
L Wall Bracket




PART NUMBER	DESCRIPTION	BELL NUMBER	STD PKG
881	S Wall Bracket	400018511	25
882	L Wall Bracket	400018503	25

## Mounting Bracket

- Used for mounting cutouts, arrestors and terminators.
- Components are hot dip galvanized to meet ASTM Specification A153 Class C.
- Manufactured in the United States.



PART NUMBER	STRAND SIZE	STD PKG
2950	L Bracket	1
2951	L Bracket with Back Strap Assembled	1
2953	L Bracket with Back Strap	1



### B Support Clamp

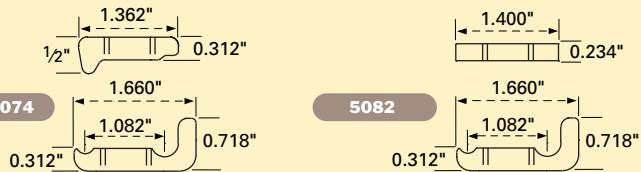
- Used to add a second parallel strand to a pole.
- The support clamp slips under the head of the cable suspension bolt supporting the original strand and accepts any suspension clamp designed for a 5/8" mounting bolt on the back side of the pole.
- Each support clamp consists of a Ductile Iron casting with a 3/8" square head bolt and nut.
- All components are hot dip galvanized to meet ASTM Specification A153, Class A and C.

PART NUMBER	DESCRIPTION	BELL NUMBER	STD PKG
2510	B Support Clamp	400273074	5



### Cable Suspension Clamp

- Used to attach strand to straight line poles.
- Accepts 1/4" (6.6M) to 7/16" (16M) strand.
- 5080 and 5082 consist of two plates, two track bolts with attached square nuts.
- Hot dip galvanized to meet ASTM Specification A153, Class C and B3.
- Manufactured in the United States.




PART NUMBER	DESCRIPTION	CENTER BOLT HOLE	LENGTH	BELL NUMBER	STD PKG
5080	B Cable Suspension Clamp	11/16" x 15/16"	5 3/4"	400762282	25
5082	Suspension Clamp with Keeper Plate	11/16" x 15/16"	5 3/4"		25
5074	One Bolt Cable Suspension Clamp	11/16"	2 1/2"		50
5087	Three Bolt Cable Suspension Clamp for 3/4" Thru Bolts	13/16"	5 3/4"		25

## Angle Suspension Clamp

- Used for attaching strand to corner poles.
- Accepts 1/4" (6.6M) to 7/16" (16M) strand.
- Clamp consists of two mating plates, two track bolts with attached square nuts.
- One plate is flared at each end to facilitate pulling strand through the clamp and has a substantial projecting lip to retain the strand in the grooves.
- The center hole on the B Corner Suspension Clamp is for use with a 5/8" or 3/4" diameter bolt.
- CATV Corner Suspension Clamps are for use with a 5/8" diameter bolt.
- Hot dip galvanized to meet ASTM Specification A153, Class C and B3.
- Manufactured in the United States.




#5081

#5083  
and  
#5088


PART NUMBER	DESCRIPTION	CENTER BOLT HOLE	CLAMP WIDTH	LENGTH	BELL NUMBER	STD PKG
5081	B Corner Suspension Clamp	13/16"	2 3/16"	7"	400762274	10
5083	Corner Suspension Clamp for CATV	1 1/16"	1 11/16"	7 1/4"		10
5088	Corner Suspension Clamp for 3/4" Thru Bolts	13/16"	1 11/16"	7 1/4"		10
5089	Corner Suspension Clamp for 1" Thru Bolts	1 1/16"	2 3/16"	7"		10

## C Cable Clamp

- Used to secure jacketed strand or self-supporting cable to telephone poles.
- Each clamp is comprised of two steel plates having an oval hole in the center and a serpentine groove.
- Clamp is equipped with two track bolts and two regular square nuts.
- Manufactured from Ductile Iron.
- May be used on in-line poles and at corners with a pull of 25' or less.
- Installed without slitting the web of the cable.
- The center hole is provided for use with a 5/8" diameter cable suspension bolt.
- All components are hot dip galvanized to meet ASTM Specification A153, Class A and C.

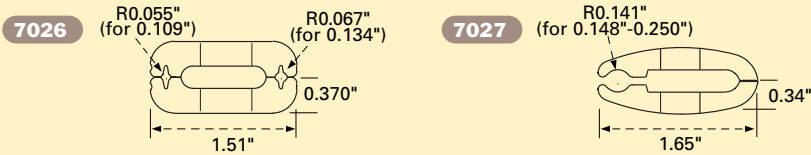


PART NUMBER	DESCRIPTION	BELL NUMBER	STD PKG
4080	C Cable Clamp	400121042	16






### Figure 8 Three-Bolt Suspension Clamp

- Used to secure figure 8 cable to telephone poles.
- Each Suspension Clamp is comprised of two aluminum plates, two 1/2" carriage bolts, and two square nuts.
- The plates are extruded and stamped from 6063-T6 Aluminum.
- Center hole accommodates 5/8" bolts.
- Figure 8 Three-Bolt Suspension Clamps are 6" long.
- Carriage bolt and nuts are formed from Grade 2 Steel.
- Carriage bolts and square nuts are hot dip galvanized to meet ASTM Specification A153, Class C.
- Manufactured in the United States.



PART NUMBER	DESCRIPTION	STD PKG
7026	.109"- .134" Figure 8 Three Bolt Suspension Clamp	25
7027	.148"- .250" Figure 8 Three Bolt Suspension Clamp	25




### Guy Clamp

- Used to form guy loops that attach to anchor rods.
- Parallel grooves accept strand without marring.
- Plate halves align evenly for ease of installation.
- Each clamp is comprised of (2) plates, (1 or 3) carriage bolts with regular square nuts.
- Hot dip galvanized to meet ASTM Specification A153, Class B3 and C.

PART NUMBER	NUMBER OF BOLTS	BOLT DIAMETER	PLATE LENGTH	PLATE WIDTH	STRAND SIZES ACCOMMODATED	BELL NUMBER	STD PKG
5055	1	1/2"	17/16"	19/16"	3/16"- 3/8"	400121315	50
5058	2	1/2"	33/8"	19/16"	3/16"- 3/8"		50
5059	3	1/2"	57/8"	19/16"	3/16"- 7/16"		25
5056	3	5/8"	57/8"	121/32"	5/16"- 1/2"	400762266	25

## Service Wedge Clamp



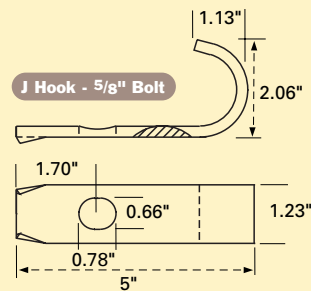
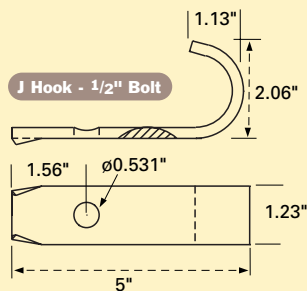
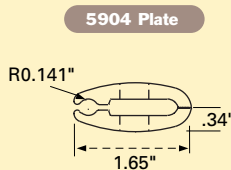
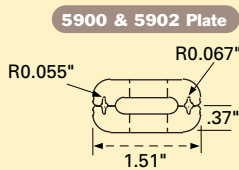
- Service Wedge Clamps are used for low-tension dead-ending of ACSR, AAAC, and Aluminum Conductors.
- Allied Bolt Wedge Clamps feature a notch in the bail wire to prevent the bail from disassembling after installation.
- All Wedge Clamps are formed from high-strength T2024 Aluminum and have a yellow irridite finish to ensure long life.
- Bail wire is 6½" long and is formed from Type 304 Stainless Steel.
- Manufactured in the United States.

PART NUMBER	DESCRIPTION	CONDUCTOR ACSR	CONDUCTOR ALUMINUM	CONDUCTOR AAAC	STD PKG
10076	Small Wedge Clamp	2-6	1str.-6 sol.	2-6	100
10077	Medium Wedge Clamp	1/0-4	2/0str.-2 sol.	1/0-4	50
10078	Large Wedge Clamp	4/0-2/0	4/0str.-2/0sol.	4/0-2/0	25

## Tangent Support Clamp



- Used to secure figure 8 cable to poles.
- Clamp plates and J hooks are extruded from Aluminum.
- J hooks are designed to dig into pole when installed, to prevent movement during tensioning of cable.
- Eliminates the need to pre-strip messenger wire.
- Manufactured in the United States.



PART NUMBER	MESSANGER SIZE RANGE	BOLT SIZE ACCOMMODATED	STD PKG
5900	.109" to .134"	½"	50
5902	.109" to .134"	⅝"	50
5904	.148" to .250"	⅝"	25

### J Hook Only


PART NUMBER	BOLT SIZE ACCOMMODATED	STD PKG
5895	½"	50
5897	⅝"	50

## Messenger Support Clamp



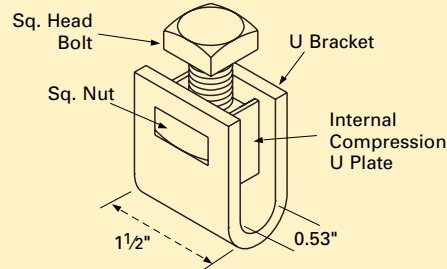
- Used to support all sizes of Figure 8 cable.
- The clip grips the messenger wire over the insulation, without damage to the insulation. Accommodates .109" to .134" messenger wire.
- Stamped from AISI 1018 Steel.
- Accepts a ½" machine bolt.
- Clip is hot dip galvanized to meet ASTM Specification A153, Class B3.
- Manufactured in the United States.

PART NUMBER	DESCRIPTION	STD PKG
10075	Messenger Support Clamp	100




## B Strand Ground Clamp

- Used to secure cable sheath, bonding ribbon, or ground wire to strand.
- The clamp has an internal self-seating compression plate to evenly distribute clamping pressure.
- Clamp includes a  $\frac{1}{2}$ " x  $1\frac{1}{2}$ " square head machine bolt and  $\frac{1}{2}$ -13 regular square nut.
- Outside "U" channel is formed from  $.187$ " x  $1\frac{1}{2}$ " gauge steel.
- Internal self-seating compression plate is formed from  $.125$ " x  $\frac{1}{2}$ " gauge steel.
- Hot dip galvanized to meet ASTM Specification A153, Class B3 and C.
- Manufactured in the United States.




PART NUMBER	DESCRIPTION	BELL NUMBER	STD PKG
846	B Strand Ground Clamp	400121307	25



## Malleable Guy Clip

- A heavy duty means of securing down guys and wire rope.
- Comprised of a Malleable Iron base, "U" bolt, and two hex nuts.
- All components are hot dip galvanized to meet ASTM Specification A153, Class A and C.
- Manufactured in the United States.

PART NUMBER	STRAND SIZE	STD PKG
885	$\frac{1}{4}$ "	100
886	$\frac{5}{16}$ "	100
887	$\frac{3}{8}$ "	50
888	$\frac{1}{2}$ "	50



## B Strand Connector

- Used as a thimble for interlocking strand loops ranging in size from  $\frac{3}{16}$ " (6M) to  $\frac{1}{2}$ " (25M).
- B Strand Connectors are cast from high strength Ductile Iron.
- Hot dip galvanized to meet ASTM Specification A153, Class A.
- Manufactured in the United States.

PART NUMBER	DESCRIPTION	BELL NUMBER	STD PKG
2181	B Strand Connector	400129037	10

## B Strand Pole Connector



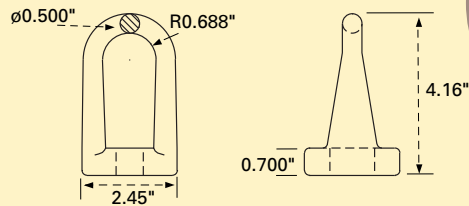
- Used for splicing strand ranging in size from  $\frac{3}{16}$ " (6M) to  $\frac{1}{2}$ " (25M) on poles and for spacing cables away from pole at corners.
- B Strand Pole Connectors are cast from high strength Ductile Iron.
- Used in conjunction with  $\frac{3}{4}$ " Machine Bolts.
- Hot dip galvanized to meet ASTM Specification A153, Class A.
- Manufactured in the United States.

PART NUMBER	DESCRIPTION	BELL NUMBER	STD PKG
2175	B Strand Pole Connector	400129128	10

## Standard Eyelet



- Used with machine bolts for dead-ending.
- Forged from High strength AISI 1018 Steel.
- Hot dip galvanized to meet ASTM Specification A153 Class A.

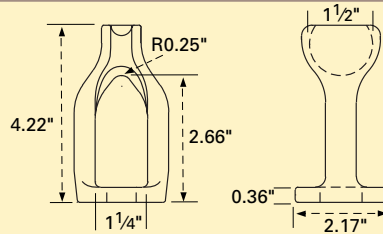


PART NUMBER	SIZE	SLOT SIZE	STD PKG
2054	$\frac{5}{8}$ "	$1\frac{1}{16}$ " x $1\frac{1}{8}$ "	50
2055	$\frac{3}{4}$ "	$1\frac{3}{16}$ " x $1\frac{1}{8}$ "	50

## Straight Thimble Eyelet



- Used with machine bolts or eyebolts for straightaway messenger dead-ending or guying.
- Forged from high strength AISI 1018 Steel.
- Hot dip galvanized to meet ASTM Specification A153, Class A.

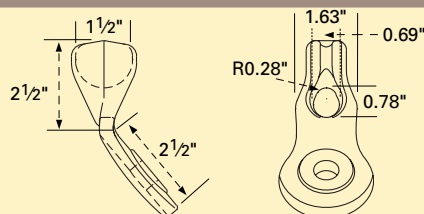


PART NUMBER	DESCRIPTION	STD PKG
2050	$\frac{5}{8}$ " Straight Thimble Eyelet	25
2051	$\frac{3}{4}$ " Straight Thimble Eyelet	25


## Angled Thimble Eyelet



- Used with machine bolts or eyebolts for down guying.
- Forged from high strength AISI 1018 Steel.
- Hot dip galvanized to meet ASTM Specification A153, Class A.




PART NUMBER	DESCRIPTION	STD PKG
2060	$\frac{5}{8}$ " Angled Thimble Eyelet	25
2061	$\frac{3}{4}$ " Angled Thimble Eyelet	25

Fittings for  
2" PipeFittings for  
2 1/2" Pipe

## Sidewalk Guying Fixture

- These Malleable Iron fittings are used with standard pipe near sidewalks and buildings where there is insufficient space for standard guying and where head clearance must be maintained.
- Pole Plates consist of a Malleable Iron fitting, and a 1/2" x 1" bolt.
- Pole Plates are provided with a curved flange and 9/16" mounting holes.
- End Fitting for 2" pipe is provided with two malleable castings, two 1/2" x 2" Hex Bolts and one 1/2" x 1" Hex Bolt.
- End Fitting for 2 1/2" pipe is provided with a 5/8" x 2 1/2" Track Bolt, and requires a Guy Clamp for installation.
- All components are hot dip galvanized to meet ASTM Specification A153, Class A and C.

PART NUMBER	DESCRIPTION	STD PKG
1429	Pole Plate and End Fitting for 2" Pipe Kit	1
1436	Pole Plate for 2" Pipe	5
1437	End Fitting for 2" Pipe	5
1450	Pole Plate and End Fitting for 2 1/2" Pipe Kit	1
1420	Pole Plate for 2 1/2" Pipe	5
1421	End Fitting for 2 1/2" Pipe	5



Type 1

Type 2

## U Cable Guard

- Used in conjunction with straps to protect cable and wire running vertically down poles.
- Formed from 1018 pre-galvanized steel.
- The 1A is flared at one end to fit cast iron caps.
- Manufactured in the United States.

PART NUMBER	LENGTH	GUARD WIDTH	TYPE	BELL NUMBER	STD PKG
9006-U0	8'	3/4"	1	400314316	5
9006-U1	8'	1 1/8"	1	400314332	5
9006-U1A	8'	1 1/8"	2	400314357	5
9006-U2	8'	2 3/16"	1	400314373	5
9006-U3	8'	3 3/16"	1	400314399	2
9006-U4	8'	3 5/8"	1	400314407	2
9006-U05	5'	3/4"	1		5
9006-U15	5'	1 1/8"	1	400314324	5
9006-U1A5	5'	1 1/8"	2	400314340	5
9006-U25	5'	2 3/16"	1	400314365	5
9006-U35	5'	3 3/16"	1	400314381	2
9006-U45	5'	3 5/8"	1		2

## U Cable Guard Strap

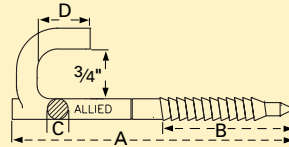

- Used for securing Cable Guards to utility poles.
- Stamped from AISI 1018 Steel.
- Size is stamped on each clamp.
- Hot dip galvanized to meet ASTM Specification A153, Class B3.
- Manufactured in the United States.



PART NUMBER	SIZE	FOR GUARD WIDTH	SIZE STOCK	MOUNTING HOLES	BELL NUMBER	STD PKG
9005-U0	U-0	3/4"	.094 x 3/4"	9/32"	400314753	50
9005-U1	U-1	1 1/8"	.125 x 3/4"	9/32"	400314092	25
9005-U1A	U-1A	1 1/8"	.125 x 3/4"	9/32"	400314761	25
9005-U2	U-2	2 3/16"	.125 x 3/4"	9/32"	400314779	25
9005-U3	U-3	3 3/16"	.187 x 1"	11/32"	400314787	25
9005-U4	U-4	3 5/8"	.187 x 1"	11/32"	400314795	25

## Drive Hook


- Used to support drop wire clamps, deadend clamps, and service drops on utility poles and buildings.
- Manufactured with curved upward "fetter" type thread that can be either wrenched or driven.
- Knurled ring provided to ensure proper driving depth.
- Offset flat head to ease driving.
- 920 and 2001 are formed from AISI 1018 Steel.
- 920 and 2001 are hot dip galvanized to meet ASTM Specification A153, Class B3.
- Manufacture's mark (Allied Bolt) on shank for traceability.
- Manufactured in the United States.




PART NUMBER	SIZE	A	B	C	D	BELL NUMBER	STD PKG
2001	5/16" x 3 1/2"	3 1/2"	2"	.312"	3/4"		500
920	7/16" x 4 3/4"	4 3/4"	2 1/2"	.437"	13/16"	400314530	25
9200	7/16" x 4 3/4" Stainless Steel	4 3/4"	2 1/2"	.437"	13/16"		25

## Drive Hook with Plate

- Used to support drop wire clamps, deadend clamps, and service drops on composite, fiberglass, or concrete utility poles.
- Each Drive Hook with Plate is equipped with a stamped plate and a welded J Hook.
- Hot dip galvanized to meet ASTM Specification A153, Class B3.
- Round plate style is for use on round poles; flat plate style is for use on buildings and flat-sided poles.
- Install with special self-drilling screws in composite or Fiberglass Poles. Install with Concrete Screws in masonry.
- Manufactured in the United States.

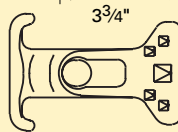
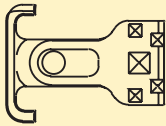
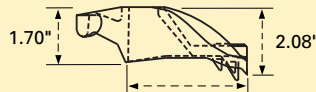
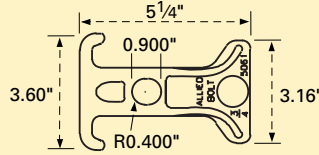
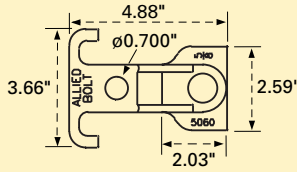


PART NUMBER	DESCRIPTION	STD PKG
942	Drive Hook with Flat Plate	25
943	Drive Hook with Round Plate	25




**B Guy Hook**

- Used as a means of attaching guy wire to poles.
- Casted from Ductile Iron.
- Lower mounting hole is installed with a 1/2" lag screw.
- Hot dip galvanized to meet ASTM Specification A153, Class A.



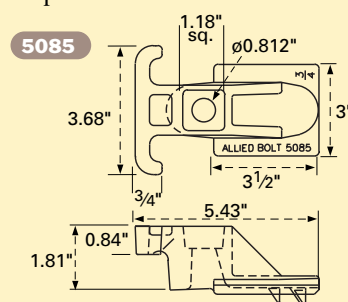
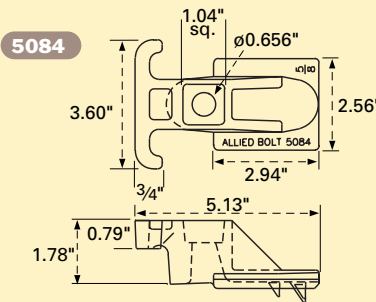
PART NUMBER	SIZE	NUMBER OF BOLT HOLES	BELL NUMBER	STD PKG
5060	5/8"	1	400149910	25
5061	3/4"	1	400149928	25



**C Guy Hook**

- Designed to accept a loop of strand, a strand grip, or a Strandwise in down guy applications.
- Recessed bolt hole to accept head of Square Head Machine Bolts.
- Features a wide inner shoulder and broad heel pad to resist embedding.

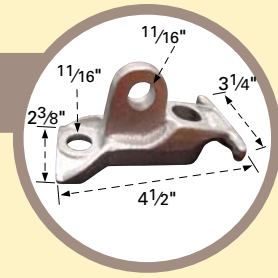
- Features "chisel point" spurs to resist down slotting in pole.
- Cannot be used in "back to back" guying on pole.
- Forged from Ductile Iron.
- Hot dip galvanized to meet ASTM Specification A153 Class A.



PART NUMBER	SIZE	BELL NUMBER	STD PKG
5084	5/8" C Guy Hook	256000506	25
5085	3/4" C Guy Hook	256000498	25

## Combination Type Guy Hook

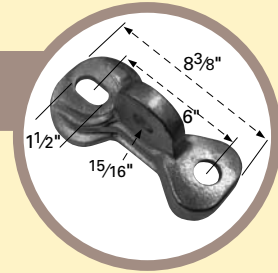
- Used to terminate guy wires or fiberglass guy strain insulators.
- Forged from Ductile Iron.
- Designed for use on round or flat surfaces.
- Hot dip galvanized to meet ASTM Specification A153, Class A.



PART NUMBER	MOUNTING HOLES	STRENGTH RATING	STD PKG
22001	1 <sup>1</sup> / <sub>16</sub> " and 1 <sup>1</sup> / <sub>16</sub> "	21,000 lbs	20
22002	1 <sup>1</sup> / <sub>16</sub> " and 1 <sup>3</sup> / <sub>16</sub> "	21,000 lbs	20

## Pole Eye Plate Guy Hook

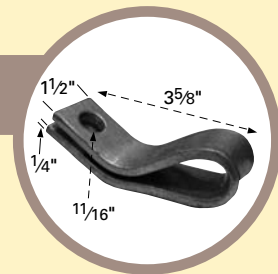
- Used to attach guy strain insulators or other clevis secured devices to wood poles.
- Forged from Ductile Iron.
- Designed for use on round or flat surfaces.
- Hot dip galvanized to meet ASTM Specification A153, Class A.



PART NUMBER	MOUNTING HOLES	STRENGTH RATING	STD PKG
22007	1 <sup>3</sup> / <sub>16</sub> " and 1 <sup>3</sup> / <sub>16</sub> "	36,000 lbs	20
22008	1 <sup>5</sup> / <sub>16</sub> " and 1 <sup>5</sup> / <sub>16</sub> "	36,000 lbs	20

## One Bolt Guy Attachment


- Used as an economical means for fastening a guy loop to a telephone pole.
- Stamped from AISI 1018 Steel.
- Hole Diameter is 1<sup>1</sup>/<sub>16</sub>".
- Offset angle is 45°.
- Hot dip galvanized to meet ASTM Specification A153 Class C.
- Manufactured in the United States.



PART NUMBER	DESCRIPTION	STOCK SIZE	STD PKG
8070	One Bolt Guy Attachment	.250" x 2"	25

## Dead-end Clevis/Extension Link

- Used for dead-ending and at corner structures to provide clearance for mounting equipment or climbing space.
- Extension link provides a 24" offset and is 5/8" in diameter.
- The Extension Link has an oval eye on one end and a clevis with a pin/cotter pin assembly on the other end.
- All components are hot dip galvanized to meet ASTM Specification A153 Class C.



PART NUMBER	DESCRIPTION	STD PKG
5090	24" Extension Link	10



## Plastic Guy Marker

- Used to provide a highly visible safeguard from exposed guy wires and anchor rods.
- Available with "full round" and "two-thirds round" guard.
- Guards are provided in a highly visible yellow plastic.
- Molded from UV (Ultra Violet) light resistant polypropylene.
- Designed to be extremely impact-resistant.
- Manufactured in the United States.

PART NUMBER	TUBE PROFILE	LENGTH	COLOR	TUBE OD	ATTACHMENT TYPE	STD PKG
11401	Full Round	8'	Yellow	1¼"	(1) Helical Pig Tail	25
11402	Full Round	8'	Yellow	1¼"	(3) 13½" ABstrap™	25
11403	Full Round	8'	Yellow	1½"	(1) Helical Pig Tail	25
11404	Full Round	8'	Yellow	1½"	(3) 13½" ABstrap™	25
11405	Full Round	8'	Yellow	2"	(1) Helical Pig Tail	25
11406	Full Round	8'	Yellow	2"	(3) 13½" ABstrap™	15
11407	Full Round	8'	Grey	1¼"	(1) Helical Pig Tail	25
11408	Full Round	8'	Grey	1¼"	(3) 13½" ABstrap™	25
11409	Full Round	8'	Grey	1½"	(1) Helical Pig Tail	25
11410	Full Round	8'	Grey	1½"	(3) 13½" ABstrap™	25
11411	Full Round	8'	Grey	2"	(1) Helical Pig Tail	25
11412	Full Round	8'	Grey	2"	(3) 13½" ABstrap™	25
11413	"B" Profile	8'	Yellow	1¼"	(1) Helical Pig Tail	25
11414	"B" Profile	8'	Yellow	1¼"	(3) 13½" ABstrap™	25
11415	"B" Profile	8'	Yellow	1½"	(1) Helical Pig Tail	25
11416	"B" Profile	8'	Yellow	1½"	(3) 13½" ABstrap™	25
11417	"B" Profile	8'	Yellow	2"	(1) Helical Pig Tail	25
11418	"B" Profile	8'	Yellow	2"	(3) 13½" ABstrap™	25
11419	"B" Profile	8'	Grey	1¼"	(1) Helical Pig Tail	25
11420	"B" Profile	8'	Grey	1¼"	(3) 13½" ABstrap™	25
11421	"B" Profile	8'	Grey	1½"	(1) Helical Pig Tail	25
11422	"B" Profile	8'	Grey	1½"	(3) 13½" ABstrap™	25
11423	"B" Profile	8'	Grey	2"	(1) Helical Pig Tail	25
11424	"B" Profile	8'	Grey	2"	(3) 13½" ABstrap™	25
11437	2/3" Round	7'	Yellow	2½"	(3) Wire Ties	15
11438	2/3" Round	7'	Grey	2½"	(3) Wire Ties	15
12011	2/3" Round	8'	Yellow	2½"	(3) Wire Ties	15
11440	2/3" Round	8'	Grey	2½"	(3) Wire Ties	15

## Ground Wire Molding

- Used to protect cable and ground wire on utility pole.
- Extruded from Polyvinyl Chloride (PVC).
- Standard color is Black. Gray is also available by adding a "G" at the end of part number.
- UV (Ultra Violet) light resistant.
- Fire resistant.
- Retains characteristics in severe temperature variations.
- Ground Wire Molding meets the impact testing requirements of ASTM D2444.
- Manufactured in the United States.



PART NUMBER	SIZE	STD PKG
11400	1/2" x 8'	125
11441	5/8" x 8'	125
11442	3/4" x 8'	125
11443	1" x 8'	125

## Thimble Eye Nut

- Used as an attachment to the threaded ends of bolts for guying and dead-ending.
- Forged from AISI 1018 Steel.
- Hot dip galvanized to meet ASTM Specification A153, Class A.



PART NUMBER	SIZE	STRAND ACCOMMODATED	BELL NUMBER	STD PKG
5050	5/8"-11	Single	400162913	50
5051	3/4"-10	Single	400162921	50
5045	5/8"-11	Dual		25
5046	3/4"-10	Dual	002746647	25

## Oval Eye Nut


- Used for dead-ending and guying from the threaded ends of crossarm bolts.
- Forged from AISI 1018 Steel.
- Hot dip galvanized to meet ASTM Specification A153, Class A.




PART NUMBER	SIZE	STD PKG
5875	1/2"-13	50
5876	5/8"-11	50
5877	3/4"-10	50

## Regular Square Nut

- Used to fasten attachments to machine bolts, carriage bolts, and insulator pins.
- Manufactured from Grade 2 Steel.
- Hot dip galvanized to meet ASTM Specification A153, Class C.




PART NUMBER	SIZE	STD PKG
90044	3/8"	100
8205	1/2"	100
8206	5/8"	100
8200	3/4"	100
8375	1"	50



## Welded Washer Nut

- Welded Washer Nuts are one-piece fasteners that provide a large bearing surface and prevent the possibility of disassembly after installation.
- Welded Washer Nuts have two  $\frac{7}{32}$ " holes for accommodating B Strap Nails after assembly to prevent loosening.
- Washer is welded to nut and galvanized afterward.
- Hot dip galvanized to meet ASTM Specification A153 Class D.

PART NUMBER	SIZE	WASHER DIAMETER	STD PKG
7006	$\frac{5}{8}$ "-11	2 $\frac{1}{2}$ "	100
7007	$\frac{3}{4}$ "-10	3"	100



## Concave Locknut

- Used as a locking nut on the back of nuts.
- Hot dip galvanized to meet ASTM Specification A153 Class C.
- When concave side of locknut bears down top of square or hex nut, the arch is flattened, deflecting the nut threads from their true helix and causing them to firmly grip the bolt threads.

PART NUMBER	SIZE	STD PKG
22009	$\frac{1}{2}$ " Square	100
22010	$\frac{5}{8}$ " Square	100
22011	$\frac{3}{4}$ " Square	100
22012	$\frac{5}{8}$ " Hex	100
22013	$\frac{3}{4}$ " Hex	100




## Drive Screw

- Used to attach poleline hardware to utility poles and other wood structures.
- Manufactured with curved upward "fetter" type thread that can be either wrenched or driven.
- Supplied with square head unless noted otherwise.
- Available with regular point, drive point, and twist drive point.
- "AB" is marked on the head of every Drive Screw.
- Manufactured from Grade 2 Steel.
- Hot dip galvanized to meet ASTM Specification A153, Class C and D.

PART NUMBER	DESCRIPTION	BELL NUMBER	STD PKG
358	$\frac{1}{4}$ " x 2" Hex Head Regular Point		50
367	$\frac{1}{4}$ " x 2 $\frac{1}{2}$ " Hex Head Regular Point		50
372	$\frac{1}{4}$ " x 2 $\frac{1}{2}$ " Regular Point	400262143	50
377	$\frac{5}{16}$ " x 3" Regular Point	400262150	50
530	$\frac{3}{8}$ " x 2 $\frac{1}{2}$ " Regular Point		50
3760	$\frac{3}{8}$ " x 3" Drive Point		50
7220	$\frac{3}{8}$ " x 3" Hex Head Drive Point		100
531	$\frac{3}{8}$ " x 4" Regular Point		50
378	$\frac{3}{8}$ " x 4" Drive Point	400262168	50
37605	$\frac{1}{2}$ " x 3" Drive Point		50
529	$\frac{1}{2}$ " x 4" Drive Point		50
5290	$\frac{1}{2}$ " x 4" Twist Drive		50
532	$\frac{1}{2}$ " x 4" Regular Point		50
379	$\frac{1}{2}$ " x 4 $\frac{1}{2}$ " Twist Drive	400262176	200
743	$\frac{1}{2}$ " x 6 $\frac{1}{2}$ " Twist Drive	400262184	100
7850	$\frac{5}{8}$ " x 6" Twist Drive		50

## Coach Screw (Square Head Lag Screw)


- Used in outside plant construction for making attachments to telephone poles and other wood structures.
- Formed from Grade 2 Steel.
- Lag Screws have a Rockwell Hardness ranging from B70-B100.
- Mechanically galvanized to meet ASTM Specification B695, Class 50, Type 1.



PART NUMBER	SIZE	MINIMUM THREAD LENGTH	SQUARE SIZE	BELL NUMBER	STD PKG
435	1/4" x 1 1/2"	1 1/4"	3/8"	400494621	50
129	1/4" x 2"	1 1/2"	3/8"	400262093	25
522	1/4" x 2"	1 1/2"	3/8"		50
523	1/4" x 2 1/2"	1 3/4"	3/8"		50
6000	1/4" x 3"	2"	3/8"		100
6001	1/4" x 4"	2 1/2"	3/8"		100
459	5/16" x 2"	1 1/2"	1/2"	333999495	50
130	5/16" x 2 1/2"	1 3/4"	1/2"	400262101	25
131	5/16" x 3"	2"	1/2"	400262119	50
2005	3/8" x 1 1/2"	1 1/4"	9/16"		50
7000	3/8" x 1 3/4"	1 3/8"	9/16"		100
6002	3/8" x 2 1/2"	1 3/4"	9/16"		100
6006	3/8" x 3"	2"	9/16"		50
132	3/8" x 4"	2 1/2"	9/16"	400262127	50
2006	1/2" x 2"	1 1/2"	3/4"		50
475	1/2" x 4"	2 1/2"	3/4"		50
133	1/2" x 4 1/2"	2 3/4"	3/4"	400262135	50

## Hex Lag Screw

- Used to attach Pole Line Hardware to telephone poles and other wood structures.
- Formed from Grade 2 Steel.
- Lag Screws have a Rockwell Hardness ranging from B70-B100.
- Mechanically galvanized to meet ASTM Specification B695, Class 50, Type 1.



PART NUMBER	SIZE	MINIMUM THREAD LENGTH	HEX SIZE	BELL NUMBER	STD PKG
932	1/4" x 1"	1"	7/16"		100
870	1/4" x 1 1/4"	1 1/4"	7/16"		100
85	1/4" x 1 1/2"	1 1/4"	7/16"	700238120	100
719	1/4" x 2"	1 1/2"	7/16"	700094212	100
933	1/4" x 2 1/2"	1 3/4"	7/16"		100
762	1/4" x 3"	2"	7/16"		100
765	1/4" x 3 1/2"	2 1/4"	7/16"		50
766	1/4" x 4"	2 1/2"	7/16"		50
776	1/4" x 4 1/2"	2 3/4"	7/16"		50
780	1/4" x 5"	3"	7/16"		50
781	1/4" x 6"	3 1/2"	7/16"		50
47	5/16" x 1 1/2"	1 1/4"	1/2"	700238114	100
768	5/16" x 2"	1 1/2"	1/2"	996085809	100
230	5/16" x 2 1/2"	1 3/4"	1/2"		50
783	5/16" x 3"	2"	1/2"		100
784	5/16" x 3 1/2"	2 1/4"	1/2"		50
785	5/16" x 4"	2 1/2"	1/2"		50
786	5/16" x 4 1/2"	2 3/4"	1/2"		50


**Hex Lag Screw** (continued)

PART NUMBER	SIZE	MINIMUM THREAD LENGTH	HEX SIZE	BELL NUMBER	STD PKG
789	5/16" x 5"	3"	1/2"		50
791	5/16" x 6"	3 1/2"	1/2"		50
2003	3/8" x 1"	1"	9/16"		50
579	3/8" x 1 1/2"	1 1/4"	9/16"		100
721	3/8" x 2"	1 1/2"	9/16"	000218263	100
170	3/8" x 2 1/2"	1 3/4"	9/16"		100
722	3/8" x 3"	2"	9/16"		100
792	3/8" x 3 1/2"	2 1/4"	9/16"		50
582	3/8" x 4"	2 1/2"	9/16"		50
793	3/8" x 4 1/2"	2 3/4"	9/16"		50
794	3/8" x 5"	3"	1/2"		50
795	3/8" x 6"	3 1/2"	1/2"		50
1686	1/2" x 1 1/2"	1 1/4"	3/4"		50
720	1/2" x 2"	1 1/2"	3/4"		100
796	1/2" x 2 1/2"	1 3/4"	3/4"		50
581	1/2" x 3"	2"	3/4"		50
797	1/2" x 3 1/2"	2 1/4"	3/4"		50
580	1/2" x 4"	2 1/2"	3/4"		50
584	1/2" x 4 1/2"	2 3/4"	3/4"		50
588	1/2" x 5"	3"	3/4"		50
589	1/2" x 6"	3 1/2"	3/4"		50
590	1/2" x 7"	4"	3/4"		50
1507	5/8" x 5"	3"	15/16"		25

**Hex Lag Screw with Permaseal™ Washer**

- A hex lag screw with a conically shaped steel washer bonded to a similar shaped rubber-like piece which has a slightly smaller inside and outside diameter.
- Protects against leakage.
- Reduces chance of fastener coming loose due to vibration.
- Minimizes damage to mating surface.
- Washer is stamped from Grade 2 Steel.
- Rubber is cut from Style 40 EPDM sheet.
- Lag screws and steel washer are mechanically galvanized per ASTM Specification B695, Class 50, Type 1.

PART NUMBER	SIZE	STD PKG
7190	1/4" x 2"	1000
7191	1/4" x 2 1/2"	1000
7192	1/4" x 3"	1000
1710	1/4" x 4"	500

**B Cable Suspension Screw**

- Used in attaching suspension clamps to a jointly used pole where the use of a cable suspension bolt would result in improper clearance from another Utility's vertical run.
- Supplied with a 5/8-11 regular square nut.
- Hot dip galvanized to meet ASTM Specification A153, Class C.
- Manufactured in the United States.

PART NUMBER	DESCRIPTION	LAG SCREW LENGTH	MACHINE BOLT LENGTH	BELL NUMBER	STD PKG
845	B Cable Suspension Screw	5 1/2"	2 1/4"	400262507	50
860	CATV Suspension Screw	4"	1 3/8"		50

## B Strand Serving Sleeve

- Used for confining and securing the tails of guy wires and suspension strands.
- The strand size is indicated on the outside of each sleeve.
- Stamped from AISI 1018 Steel.
- Hot dip galvanized to meet ASTM Specification A153, Class B3.
- Manufactured in the United States.



PART NUMBER	STRAND SIZE	OVERALL LENGTH	BELL NUMBER	STD PKG
847	1/4"	1 3/8"	401093034	100
848	5/16"	1 1/2"	400488334	50
849	3/8"	1 3/4"	400488342	50
850	7/16"	2"	400488326	50

## B Staple

- Used for securing wires and strand to telephone poles.
- Features cut points for easy hammering into wood.
- Formed from AISI 1008 Steel.
- Zinc plated to meet ASTM Specification B633, Class SC4, Type 11.
- Manufactured in the United States.



PART NUMBER	SIZE	LENGTH	INSIDE WIDTH	WIRE DIAMETER	PIECES PER LB.	BELL NUMBER	STD PKG
738	3/4"	3/4"	1/4"	.148"	160	400270237	1 lb.
699	1 1/4"	1 1/4"	1/4"	.148"	74	400270245	1 lb.
698	2"	2"	3/8"	.162"	40	400270252	1 lb.

## Galvanized Rolled Point Staple

- Used to secure ground wire and molding to telephone poles.
- Manufactured from AISI 1010 Steel.
- Hot dip galvanized to meet ASTM Specification A153 Class D.
- Manufactured in the United States.



PART NUMBER	LENGTH	INSIDE WIDTH	WIRE DIAMETER	FOR GROUND WIRE MOLDING SIZE	STD PKG
25112	1"	3/8"	.125"		100
25116	1 1/2"	3/8"	.148"		100
25117	1 3/4"	3/8"	.148"		100
25021	1 3/4"	5/8"	.187"	1/2"	100
25115	2"	1/2"	.162"		100
25003	2"	5/8"	.162"		100
25022	2"	3/4"	.187"	5/8"	100
25004	2"	1 1/16"	.187"		100
25023	2 1/4"	7/8"	.187"	3/4"	100
25024	2 1/2"	1 1/4"	.250"	1"	100
25005	3"	1 1/16"	.250"		100
25113	3"	1 1/2"	.250"		100
25114	3 1/2"	1 3/4"	.250"		100



## Copper Coated Staple (Rolled Point)

- Used to secure ground wire and ground wire molding to telephone poles.
- Manufactured from AISI 1010 Steel.
- Copper is electrically deposited on staple to ensure a smooth long-lasting coating.
- Manufactured in the United States.


PART NUMBER	LENGTH	INSIDE WIDTH	WIRE DIAMETER	STD PKG
25002	1"	1/4"	.114"	100
25001	1 1/4"	1/4"	.114"	100
25007	1 1/2"	5/16"	.144"	100
25008	1 1/2"	3/8"	.144"	100
25009	1 3/4"	3/8"	.144"	100
25010	2"	1/2"	.162"	100
25011	2"	5/8"	.162"	100
25012	2"	1 1/16"	.187"	100
25013	2 1/2"	1/2"	.250"	100
25014	2 1/2"	1 1/16"	.187"	100
25015	3"	3/4"	.250"	100
25016	3"	1"	.250"	100
25017	3"	1 1/16"	.250"	100
25018	3"	1 1/2"	.250"	100
25019	3 1/2"	1 1/2"	.250"	100



Detachable Pole Step

## Detachable Pole Step & Mount with Lag Screw

- Mount with Lag Screw is used as a foothold below the first permanent step on wood utility poles. Two more of these steps are used to assist linemen in gaining access to permanent steps at higher levels.
- The step is upturned and the inner end is slotted to fit over the mounting plate with lag screw.
- The mounting plate consists of a special headed lag screw and a heavy-duty mounting plate.
- The special screw head and the guide in the plate fit in the slot of the pole step and keep the step from turning.
- The hole in the plate is to facilitate a B Strap Nail.
- All components are manufactured from AISI 1018 Steel.
- Hot dip galvanized to meet ASTM Specification A153, Class B3.
- Manufactured in the United States.



Mount Plate

Lag Screw

PART NUMBER	DESCRIPTION	BELL NUMBER	STD PKG
843	Mount with Lag Screw	400162095	50
844	Detachable Pole Step	400270377	50




## Spike Head Pole Step

- Used to assist linemen in climbing poles.
- A knurled ring is provided to ensure proper driving depth.
- Formed from AISI 1018 Steel.
- Manufactured with curved upward "fetter" type thread that can be either wrenched or driven.
- Hot dip galvanized to meet ASTM Specification A153, Class C.

PART NUMBER	DESCRIPTION	THREAD LENGTH	HOOK HEIGHT	EXTENSION FROM POLE	BELL NUMBER	STD PKG
5800	5/8" x 10" Spike Head Pole Step	2 5/8"	1"	5 1/2"	400314688	50
8650	3/4" x 14" Spike Head Pole Step	4 3/4"	1 1/4"	8"		30

### Fiberglass Pole Step



- Used for climbing a fiberglass utility pole.
- Fiberglass Pole Step is used in lieu of the B Pole Step on composite poles.
- Fiberglass Pole Step is formed from high-strength AISI 1018 Steel.
- Each Step is equipped with a welded washer to act as a stop, one loose round washer, and two nuts prevent loosening over time.
- Hot dip galvanized to meet ASTM Specification A153, Class B3.
- Manufactured in the United States.



PART NUMBER	DESCRIPTION	STD PKG
6512	Fiberglass Pole Step for 8" Pole	25
6507	Fiberglass Pole Step for 10" Pole	25

### Composite Utility Pole Mount

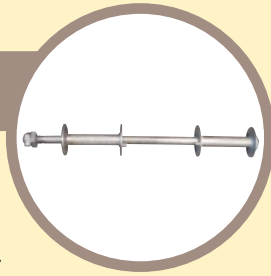
- Used as a mount for Detachable Pole Steps on composite and fiberglass utility poles.
- Composite Utility Pole Mounts are used in lieu of Mount with Lag Screw on composite poles.
- Each Mount is equipped with a stamped plate, special headed bolt, round washer and two nuts to prevent loosening over time.
- Hot dip galvanized to meet ASTM Specification A153, Class B3.
- Manufactured in the United States.




PART NUMBER	DESCRIPTION	STD PKG
6513	Composite Utility Pole Mount for 8" Pole	25
6508	Composite Utility Pole Mount for 10" Pole	25

### Working Pole Step

- This step provides linemen with opposing 5<sup>3</sup>/<sub>4</sub>" standoffs for standing in place.
- The step has flanges with welded pins to prevent rotation. A drilling template is provided for easing installation.
- All components are hot dip galvanized to meet ASTM Specification A153 Class C.
- Manufactured in the United States.




PART NUMBER	DESCRIPTION	STD PKG
6514	Working Pole Step for 8" Pole	10
6506	Working Pole Step for 10" Pole	10



## Reinforcing Strap

- Used in aerial construction as an added support for three-bolt suspension clamps.
- Stamped from AISI 1018 Steel.
- Mechanically galvanized to meet ASTM Specification B695, Class 50, Type 1.
- Manufactured in the United States.


PART NUMBER	DESCRIPTION	STOCK (Thickness X Width)	DISTANCE BETWEEN SUSPENSION CLAMP & MOUNTING HOLE	MOUNTING HOLE DIAMETERS	BELL NUMBER	STD PKG
102	C Reinforcing Strap	.125" x 2"	5 <sup>7</sup> / <sub>8</sub> "	1 <sup>1</sup> / <sub>16</sub> " & 2 <sup>5</sup> / <sub>32</sub> "	400314803	100
103	S Reinforcing Strap	.125" x 1 <sup>3</sup> / <sub>8</sub> "	5 <sup>7</sup> / <sub>8</sub> "	1 <sup>1</sup> / <sub>16</sub> " & 1 <sup>1</sup> / <sub>16</sub> "	400314811	100
8000	2" Reinforcing Brace	.125" x 2"	8 <sup>3</sup> / <sub>4</sub> "	1 <sup>3</sup> / <sub>16</sub> " & 1"	900264110	25
8001	1 <sup>3</sup> / <sub>8</sub> " Reinforcing Brace	.125" x 1 <sup>3</sup> / <sub>8</sub> "	8 <sup>3</sup> / <sub>4</sub> "	1 <sup>1</sup> / <sub>16</sub> " & 1 <sup>1</sup> / <sub>16</sub> "	900264128	25



## Strand Tie Strap

- Used to connect parallel strands at mid-span to prevent cable dancing.
- Comprised of a bar having a strand clamp at each end which is positioned by means of a bolt, lockwasher, and square nut.
- Stock size of bar is 3<sup>1</sup>/<sub>16</sub>" x 1<sup>3</sup>/<sub>16</sub>".
- The bar for the 14" Tie Strap is straight. The bar for the 20" and 26" has a 45° bend.
- Accommodates strand ranging from 1<sup>1</sup>/<sub>4</sub>" (6.6M) to 7<sup>1</sup>/<sub>16</sub>" (16M).
- Hot dip galvanized to meet ASTM Specification A153, Class B3.
- Manufactured in the United States.

PART NUMBER	SIZE (Span between Strands)	BELL NUMBER	STD PKG
8188	14" Straight	400314829	25
8189	20" Bent	400314837	25
8190	26" Bent	400314845	25



## B Corner Wall Strap

- Used for attaching strand to various structures at corners.
- Used in spanning between buildings, or between a pole and building, to bring cable supporting strand in line with the building wall where an offset of 10° or greater does not exist.
- Features a "U" shaped end opening which is closed by a removable clevis pin that is secured by a cotter pin.
- The clevis end of the strap accommodates the sheathed strand of self-supporting cable.
- Mounting holes accommodate 1<sup>1</sup>/<sub>2</sub>" Bolts.
- All components hot dip galvanized to meet ASTM Specification A153 Class B3.
- Manufactured in the United States.

PART NUMBER	DESCRIPTION	STD PKG
1407	B Corner Wall Strap	25

## Wall Strap



- Used for guying and dead ending strand on walls and buildings.
- The 5065 and 5066 are used to terminate strand at the corners of buildings.
- The 5067 is used to terminate strand at a right angle to the wall.
- The spacing between mounting holes on the 5065 and 5066 is 8". The spacing between mounting on the 5067 is 5 1/2".
- Wall Plate Straps are used in lieu of "U" Wall Straps where it is desirable to obtain a more secure anchorage.
- Formed from AISI 1018 Steel.
- Hot dip galvanized to meet ASTM Specification A153, Class B3.

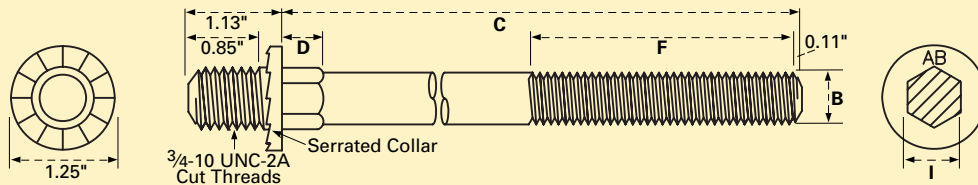
PART NUMBER	DESCRIPTION	OVERALL LENGTH	MOUNTING HOLE DIAMETER	BELL NUMBER	STD PKG
5065	1/2" Wall Strap	24"	13/32"	400302394	10
5066	5/8" Wall Strap	24 3/8"	9/16"	400302402	5
5067	"U" Wall Strap	8"	9/16"	400272340	5
901	Wall Plate Strap Assembly	6"	9/16"	400272332	10
5068	Short 5/8" Wall Strap	16 7/8"	9/16"		10

## Insulator Stud



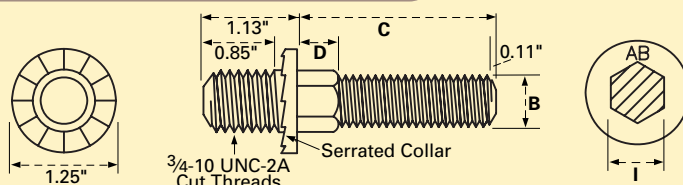
- Insulator Studs are used to mount insulators to wood crossarms (Long Shank) and insulator plates (Short Shank).
- All components are hot dip galvanized to meet ASTM Specification A153 Class C.
- Manufactured from Grade 2 Steel.

### Long Shank Insulator Stud



PART NUMBER	DIM. B	DIM. C	DIM. D	DIM. F	DIM. I	SQUARE WASHER	STD PKG
345810	5/8"	7 1/2"	1/2"	6"	9/16"	2 1/4"	25
345812	5/8"	10"	1/2"	6"	9/16"	2 1/4"	25
345814	5/8"	7"	1/2"	4"	9/16"	2 1/4"	25
345816	5/8"	10"	1/2"	6"	9/16"	2"	25
345818	5/8"	12"	1/2"	6"	9/16"	2"	25
345820	5/8"	14"	1/2"	8"	9/16"	2"	20
345822	3/4"	7 1/2"	5/8"	4"	1 1/16"	2 1/4"	20
345824	3/4"	10"	5/8"	6"	1 1/16"	2 1/4"	20

### Short Shank Insulator Stud




PART NUMBER	DIM. B	DIM. C	DIM. D	DIM. I	STD PKG
345826	5/8"	1 3/4"	1/4"	9/16"	50
345828	3/4"	1 3/4"	1/4"	9/16"	50



## Wire Rope Thimble

- Used in guying applications to form an oval wire eye for securing to eye-bolts and guy rods.
- Manufactured from AISI 1018 Steel.
- Hot dip galvanized to meet ASTM Specification A153, Class B3.
- Manufactured in the United States.


PART NUMBER	SIZE OF ROPE (Diameter)	EYE WIDTH	EYE LENGTH	STD PKG
1060	1/4"	13/16"	1 1/16"	100
1061	5/16"	1"	2"	100
1062	3/8"	1 1/16"	2 1/8"	100
1063	1/2"	1 7/16"	2 3/4"	50
1064	5/8"	1 5/8"	3 1/4"	50
1065	3/4"	1 7/8"	3 3/4"	50



## USS Flatwasher

- Used as spacers or supports under screw or bolt heads.
- Hot dip galvanized to meet ASTM Specification A153, Class D.

PART NUMBER	BOLT SIZE	INSIDE DIAMETER	OUTSIDE DIAMETER	THICKNESS	STD PKG
11001	3/16"	1/4"	9/16"	3/64"	100
653	1/4"	5/16"	3/4"	1/16"	100
11002	5/16"	3/8"	7/8"	5/64"	100
249	3/8"	7/16"	1"	5/64"	100
249A	3/8"	7/16"	1"	5/64"	250
104	1/2"	9/16"	1 3/8"	7/64"	50
11003	5/8"	3/4"	1 3/4"	9/64"	100
11003A	5/8"	3/4"	1 3/4"	9/64"	500
7017	3/4"	7/8"	2"	5/32"	100




## Square Washer

- Used under the head of bolts and nuts to provide a broader bearing surface and to increase the compression of a tightened nut.
- Stamped from AISI 1018 Steel.
- Hot dip galvanized to meet ASTM Specification A153, Class C and D.
- Manufactured in the United States.

PART NUMBER	SQUARE SIZE	BOLT SIZE	THICKNESS	BELL NUMBER	STD PKG
11502	2" x 2"	1/2"	1/8"		100
11501	2" x 2"	5/8"	1/8"		100
11500	2 1/4" x 2 1/4"	5/8"	3/16"	400285680	100
11550	2 1/4" x 2 1/4"	3/4"	3/16"	400285698	100
11551	3" x 3"	3/4"	1/4"	400314894	100
11600	3 1/2" x 3 1/2"	7/8"	3/8"	400285706	50
11557	4" x 4"	3/4"	3/16"		50
11549	4" x 4"	7/8"	1/4"		50
11705	4" x 4"	1"	1/2"	400285714	25
11700	6" x 6"	1"	3/8"	400285722	15

## Curved Washer



- Used under the heads of bolts, nuts, and other threaded products to provide a broader bearing surface and increase the compression grip of the tightened nut.
- Bent at a 4 1/2" radius to fit the contour of poles.
- Stamped from AISI 1018 Steel.
- Hot dip galvanized to meet ASTM Specification A153, Class C.
- Manufactured in the United States.

PART NUMBER	BOLT SIZE	SQUARE SIZE	THICKNESS	BELL NUMBER	STD PKG
11552	5/8"	2 1/4" x 2 1/4"	3/16"		50
11555	5/8"	2 1/2" x 2 1/2"	3/16"		50
233	5/8"	3" x 3"	1/4"		50
231	3/4"	3 1/8" x 3 1/4"	1/4"	400285011	50
244	3/4"	3" x 3"	1/4"		50
221	3/4"	4" x 4"	1/4"		50
220	3/4"	4" x 4"	3/8"		25
238	7/8"	3 3/8" x 3 1/2"	3/8"	400285037	50
228	7/8"	4" x 4"	1/4"		50
237	1"	3 3/8" x 3 1/2"	3/8"	400285029	50

## Premium Double Coil Lock Washer



- Used in bolt/nut assemblies on utility pole to compensate for wood shrinkage and thereby preventing nuts from loosening after assembly.
- Mechanically galvanized to meet ASTM Specification B695 Class 50 and Yellow Chromated as a post treatment.
- Beveled ends to ensure lock washer sits flat.

PART NUMBER	SIZE	STOCK SIZE (Cross Section)	STD PKG
1106	3/8"	.156" x .203"	250
1107	1/2"	.156" x .250"	250
1108	5/8"	.234" x .312"	250
1109	3/4"	.234" x .312"	250

## Economy Double Coil Lock Washer



- Used in bolt/nut assemblies on utility pole to compensate for wood shrinkage and thereby preventing nuts from loosening after assembly.
- Mechanically galvanized to meet ASTM Specification B695 Class 50.


PART NUMBER	SIZE	STOCK SIZE (Cross Section)	STD PKG
1186	3/8"	.125" x .170"	100
1187	1/2"	.156" x .203"	100
1192	5/8"	.188" x .218"	100
1193	3/4"	.218" x .281"	100



## Split Lock Washer

- A coiled split circular washer with a slightly trapezoidal wire section.
- Applies greater bolt tension.
- Provides a hardened bearing surface.
- Provides more uniform load distribution.
- Resists loosening caused by vibration and corrosion.
- Manufactured from AISI 1055 steel.
- Heat treated to a minimum Rockwell Hardness of C35.
- Hot dip galvanized to meet ASTM Specification A153, Class D.

PART NUMBER	SIZE	INSIDE DIAMETER	OUTSIDE DIAMETER	STD PKG
246	1/4"	.263"	.489"	100
241	5/16"	.328"	.586"	100
240	3/8"	.393"	.683"	100
6100	1/2"	.523"	.873"	100
6101	5/8"	.653"	1.079"	100
6102	3/4"	.783"	1.271"	100
6103	7/8"	.912"	1.464"	100



## Spring Washer

- Spring Washers are used to keep bolt assemblies on crossarms under tension and correct for shrinkage.
- Spring Washers are formed from Spring Steel.
- Hot dip galvanized to meet ASTM Specification A153 Class D.

PART NUMBER	BOLT DIAMETER	GAUAGE	OVERALL LENGTH	STD PKG
7012	1/2"	3/16" x 1"	27/16"	100
7013	5/8"	1/4" x 1 3/4"	3 3/4"	25
7014	3/4"	1/4" x 1 3/4"	3 3/4"	25

